

# Summary of Cranwellian Losses 1920-2019



	Pre-WWII	WWII Flt Cadets	WWII SFTS Trainees	Post-WWII 1945-1979	Post-WWII 1980-2020	Totals
<b>KIA/KOAS/DOAS</b>	1	388	792	8	13	1202
<b>KFA</b>	123	-	-	204	-	327
<b>Killed RTA</b>	6	-	-	17	-	23
<b>Died/Retired Ill Health</b>	27	-	-	35	45	107
<b>Totals</b>	157	388	792	264	58	1659

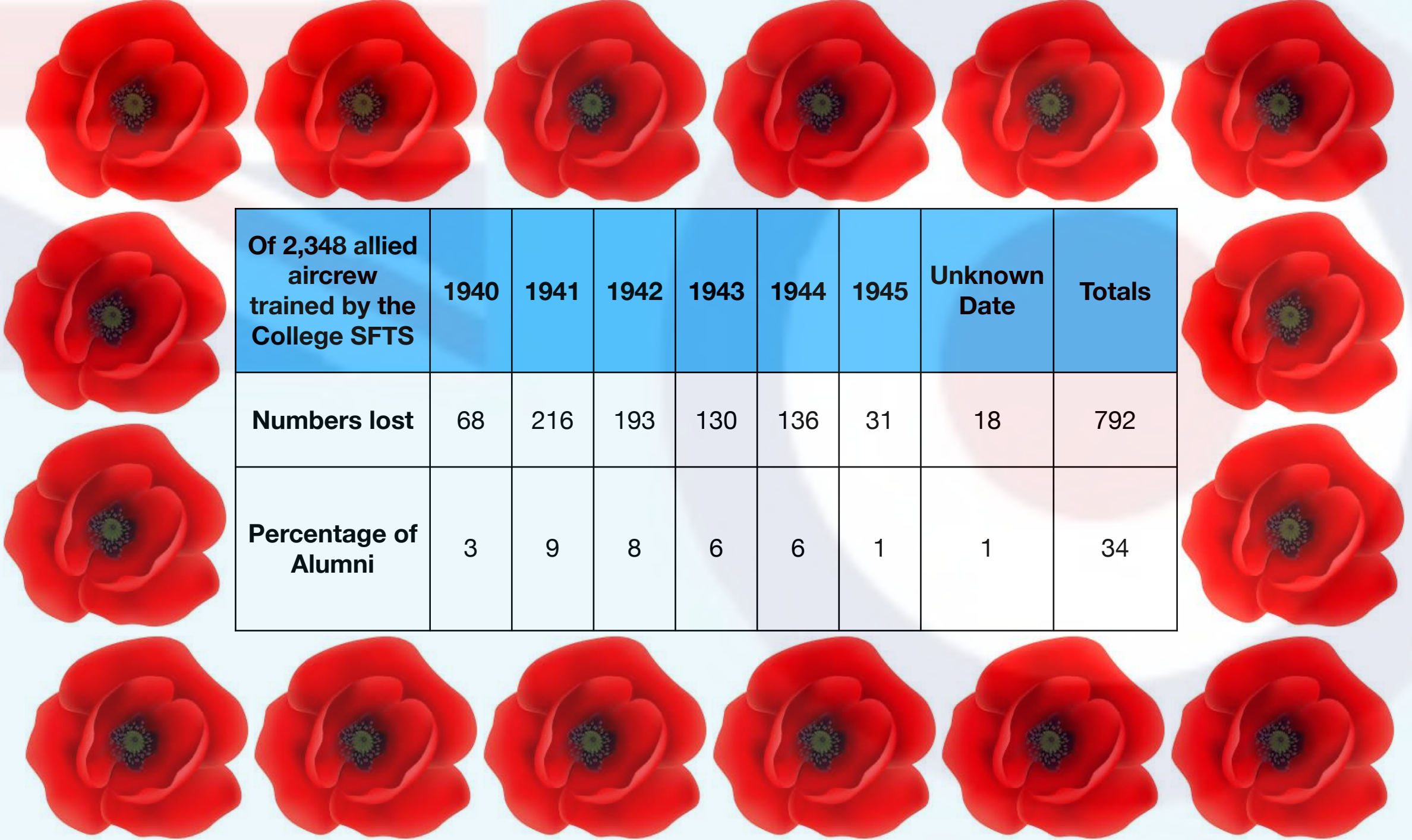
# Pre-WWII Cranwellian Sacrifice

Cause of Death	1922	1923	1924	1925	1926	1927	1928	1929	1930	1931	1932	1933	1934	1935	1936	1937	1938	1939	After	Totals
KIA	0	0	0	0	0	0	1	0	0	0	0	0	0	0	0	0	0	0	0	1
KFA	2	5	5	9	5	6	6	4	9	7	8	9	9	8	13	6	4	8	5	128
Killed RTA	0	0	0	0	0	0	0	0	1	0	0	2	2	0	0	0	0	1	0	6
Died	0	0	2	0	1	2	1	1	2	1	0	1	0	0	2	2	2	0	N/A	17
Retired ill health	0	0	0	0	0	0	1	0	0	0	0	3	2	0	1	0	3	0	N/A	10
<b>Totals</b>	2	5	7	9	6	8	9	5	12	8	8	15	13	8	16	8	9	9	5	162

# The Flight Cadet Sacrifice WWII

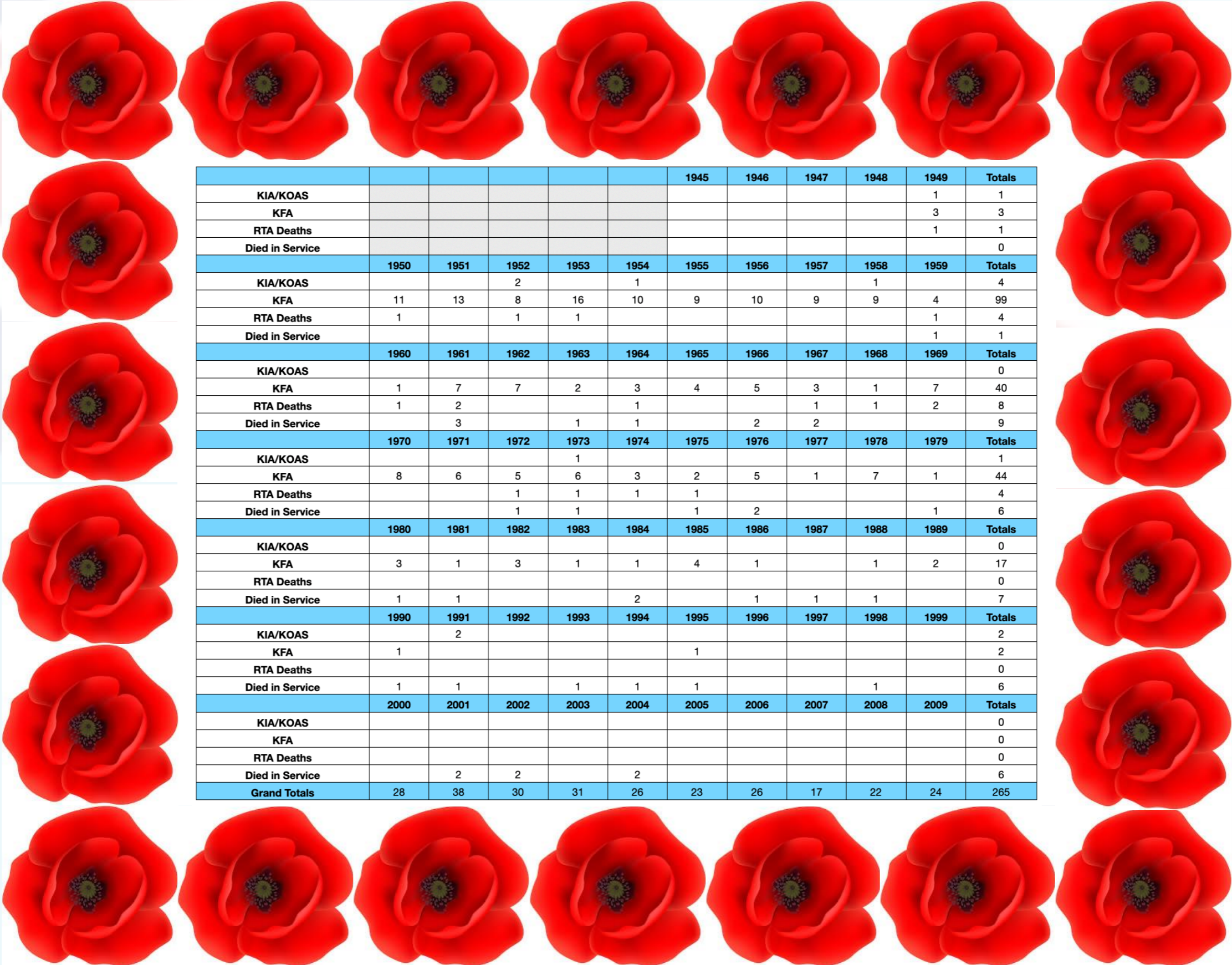
Of 793 "Serving" Flight Cadets (at 3/9/39)	1939	1940	1941	1942	1943	1944	1945	Totals
Numbers lost	10	126	78	48	34	25	67	388
Percentage of Alumni	1	16	10	6	4	3	8	49
793 'Serving' Cadets	Fighter Cmd Squadrons	Bomber Cmd Squadrons	Coastal Cmd Squadrons	Overseas Cmd Squadrons	KOAS or Died (Schools/OTUs)		Totals	
Lossed by number	85	99	47	35	122		388	
Lossed (%)	11	12	6	4	15		49	

# The SFTS Trainees' Sacrifice WWII



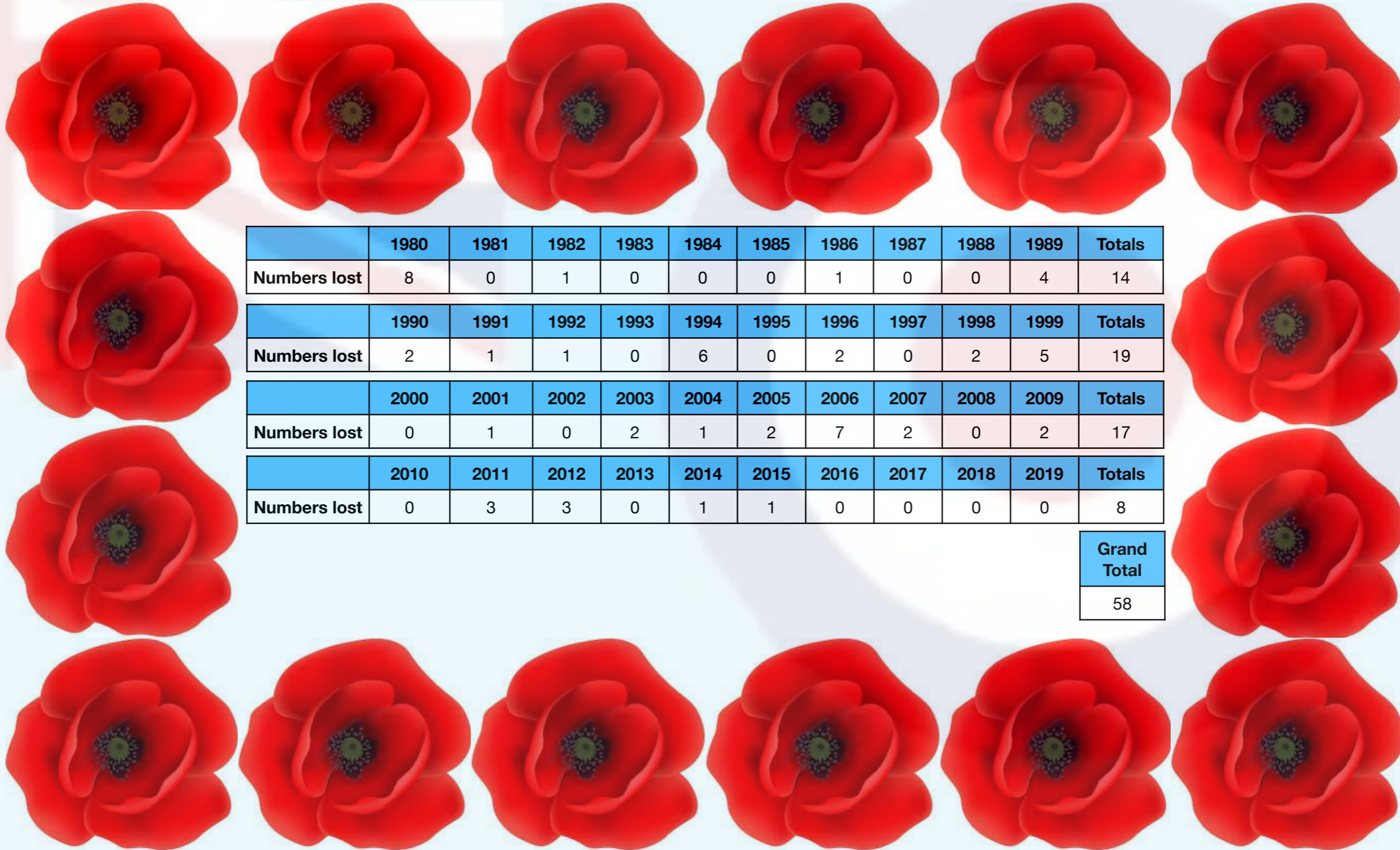
Of 2,348 allied aircrew trained by the College SFTS	1940	1941	1942	1943	1944	1945	Unknown Date	Totals
Numbers lost	68	216	193	130	136	31	18	792
Percentage of Alumni	3	9	8	6	6	1	1	34

# The Cranwellian Sacrifice - Post-WWII Flight Cadets and GE Students



						1945	1946	1947	1948	1949	Totals
KIA/KOAS										1	1
KFA										3	3
RTA Deaths										1	1
Died in Service											0
	1950	1951	1952	1953	1954	1955	1956	1957	1958	1959	Totals
KIA/KOAS			2		1				1		4
KFA	11	13	8	16	10	9	10	9	9	4	99
RTA Deaths	1		1	1						1	4
Died in Service										1	1
	1960	1961	1962	1963	1964	1965	1966	1967	1968	1969	Totals
KIA/KOAS											0
KFA	1	7	7	2	3	4	5	3	1	7	40
RTA Deaths	1	2			1			1	1	2	8
Died in Service		3		1	1		2	2			9
	1970	1971	1972	1973	1974	1975	1976	1977	1978	1979	Totals
KIA/KOAS				1							1
KFA	8	6	5	6	3	2	5	1	7	1	44
RTA Deaths			1	1	1	1					4
Died in Service			1	1		1	2			1	6
	1980	1981	1982	1983	1984	1985	1986	1987	1988	1989	Totals
KIA/KOAS											0
KFA	3	1	3	1	1	4	1		1	2	17
RTA Deaths											0
Died in Service	1	1			2		1	1	1		7
	1990	1991	1992	1993	1994	1995	1996	1997	1998	1999	Totals
KIA/KOAS		2									2
KFA	1					1					2
RTA Deaths											0
Died in Service	1	1		1	1	1			1		6
	2000	2001	2002	2003	2004	2005	2006	2007	2008	2009	Totals
KIA/KOAS											0
KFA											0
RTA Deaths											0
Died in Service		2	2		2						6
<b>Grand Totals</b>	<b>28</b>	<b>38</b>	<b>30</b>	<b>31</b>	<b>26</b>	<b>23</b>	<b>26</b>	<b>17</b>	<b>22</b>	<b>24</b>	<b>265</b>

# The IOT/IOTC Cranwellian Sacrifice



	1980	1981	1982	1983	1984	1985	1986	1987	1988	1989	Totals
<b>Numbers lost</b>	8	0	1	0	0	0	1	0	0	4	14
	1990	1991	1992	1993	1994	1995	1996	1997	1998	1999	Totals
<b>Numbers lost</b>	2	1	1	0	6	0	2	0	2	5	19
	2000	2001	2002	2003	2004	2005	2006	2007	2008	2009	Totals
<b>Numbers lost</b>	0	1	0	2	1	2	7	2	0	2	17
	2010	2011	2012	2013	2014	2015	2016	2017	2018	2019	Totals
<b>Numbers lost</b>	0	3	3	0	1	1	0	0	0	0	8
											<b>Grand Total</b>
											58